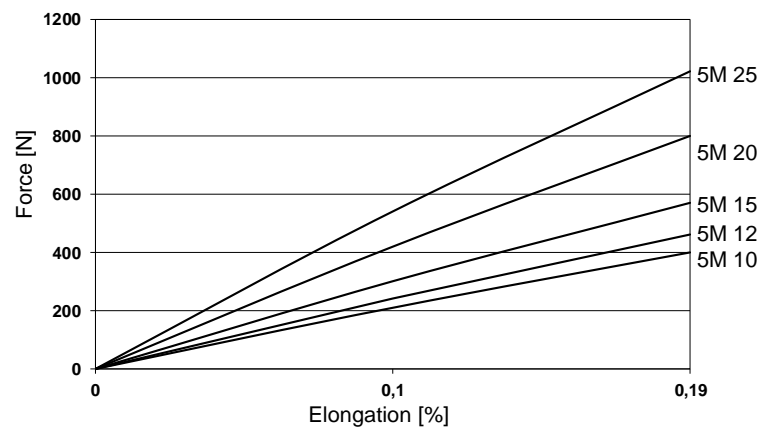


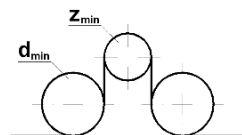
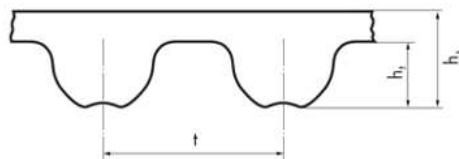
Profile 5M		
t [mm]	h <sub>s</sub> [mm]	h <sub>t</sub> [mm]
5.00	3.40 ±0.25	1.90

Minimum no. of teeth pulley:  $z_{min} = 14$   
 Pitch diameter:  $d_w = 22.28$  mm  
 Minimum diameter of backside idler:  $d_{min} = 25.00$  mm

Elongation



Principle sketch



Construction

- Fabric on teeth: Polyamide
- Elastomer: CR compound
- Tension cord: Glass cord
- Hardness: 72 ±5 Shore A

Belt width* b [mm]	10	12	15	20	25	30
Width tolerance [mm]	±0.5	±0.5	±0.5	±0.5	±0.5	±0.5
Permissible load *** F <sub>zul</sub> [N]	400	460	570	800	1020	1220
Breaking strength F <sub>Bruch</sub> [N]	3955	4520	5650	7910	10170	12200
Belt weight [kg/m]	0.035	0.042	0.053	0.070	0.088	0.105

\* Smaller and intermediate widths possible, \*\*\*Elongation 0.19 %

Characteristics

- Antistatic to ISO 9563: no
- Pulley profile: HTD and RPP to ISO 13050
- Temperature resistance: -30° C to +100° C

Marking Example



Plant code

Profile, width

Date code



Techn. datasheet  
**optibelt OMEGA linear** Code 77ZA  
 According to ISO13050

Wir beraten Sie gerne über die Produkteigenschaften und -anpassungen bei besonderen Anforderungen. Bitte beachten Sie auch die Hinweise in den Optibelt Dokumentationen. Irrtümer und technische Änderungen vorbehalten. www.optibelt.com, © Arntz Optibelt Gruppe  
 We would be pleased to offer advice about technical characteristics and drive design as well as special requirements. Further information can be found in Optibelt documentation. Subject to technical modification and change, errors and omissions excepted. www.optibelt.com, © Arntz Optibelt Gruppe

4			
3			
2			
1			
0	Erstellt	07.11.2018	LK
Zust.	Änderungen	Datum	Name

Profile 5M